



The Children's Reading Foundation

# MY SUMMER READING KIT!

Name: \_\_\_\_\_

Age: \_\_\_\_\_

Summer 20 \_\_\_\_\_

Read Together  
20 Minutes  
Every Day™



# PRINT & CUT BOOKMARKS



Read Together 20  
Minutes Every Day™

Use these bookmarks all summer long. Share with your friends, family, and other readers!

**Panel 1 (Green background):** **READ UP**  
STOP THE SUMMER SLIDE™  
Illustration: A lion sitting on a slide, reading a book. A house is in the background.

**Panel 2 (Blue background):** **Dive into a good BOOK!**  
Illustration: An elephant wearing goggles and a life preserver, reading a book in the water. A sun is in the sky.

**Panel 3 (Light Blue background):** **Every summer has a story ...**  
Illustration: A giraffe sitting on a picnic blanket with books, an apple, grapes, and an orange.

**Panel 4 (Light Blue background):** **Beach Reads!**  
Illustration: A rabbit wearing a hat and sunglasses, reading a book on a beach. A stack of books is nearby.

**Panel 5 (Orange background):** **Read Together 20 Minutes Every Day!**  
Illustration: Two bears, one reading a book and the other holding one.








Each panel features the logo of The Children's Reading Foundation at the bottom.

 8 Comprehending Books  
9 Knowing Print Concepts

© 2023 The Children's Reading Foundation®.  
All rights reserved.

# SUMMER READING BINGO

Check off or color in the boxes as you complete each task.  
Can you make a complete row down, across, or diagonally?  
Can you complete all the activities in the boxes?

<p>Read a book with both animals &amp; people</p> 	<p>Read with a parent or caregiver</p>	<p>Visited the library</p>	<p>Re-read my favorite book</p>	<p>Read in my pjs</p> 
<p>Read for 20 minutes</p>	<p>Read a picture book</p> 	<p>Read a book with no words</p>	<p>Read a book with only animal characters</p> 	<p>Read a book with no pictures</p>
<p>Read a book with only people characters</p>	<p>Read a book someone picked for me</p>	<p>Free Space</p>	<p>Read a book about magic</p>	<p>Read a magazine</p>
<p>Read to a stuffed animal</p> 	<p>Read in the car</p>	<p>Read twice in one day!</p>	<p>Read a comic or graphic novel</p>	<p>Visited a bookstore</p>
<p>Traded a book with a friend</p>	<p>Picked out my own book</p> 	<p>Read a book that is also a movie or TV show</p>	<p>Read while lying on my stomach</p> 	<p>Read a true story</p>



Record the books you have read this summer with your child. How many stars do they give each book?

# Summer Reading Tracker

Read Together  
20 Minutes  
Every Day™



TITLE	AUTHOR	RATING
1		☆ ☆ ☆ ☆ ☆
2		☆ ☆ ☆ ☆ ☆
3		☆ ☆ ☆ ☆ ☆
4		☆ ☆ ☆ ☆ ☆
5		☆ ☆ ☆ ☆ ☆
6		☆ ☆ ☆ ☆ ☆
7		☆ ☆ ☆ ☆ ☆
8		☆ ☆ ☆ ☆ ☆
9		☆ ☆ ☆ ☆ ☆
10		☆ ☆ ☆ ☆ ☆
11		☆ ☆ ☆ ☆ ☆
12		☆ ☆ ☆ ☆ ☆
13		☆ ☆ ☆ ☆ ☆
14		☆ ☆ ☆ ☆ ☆
15		☆ ☆ ☆ ☆ ☆
16		☆ ☆ ☆ ☆ ☆
17		☆ ☆ ☆ ☆ ☆
18		☆ ☆ ☆ ☆ ☆
19		☆ ☆ ☆ ☆ ☆
20		☆ ☆ ☆ ☆ ☆





# DESIGN YOUR OWN BOOK COVER



The Children's Reading Foundation

Read Together 20 Minutes Every Day™

Draw a new book cover for one of the books that you and your child have read together this summer. Don't forget to write the title and author's name on the cover.



By: \_\_\_\_\_



9 Knowing Print Concepts  
17 Naming Colors

# • SUMMER FUN BOOK REPORT •



Talk with your child about one of their favorite stories that you read this summer and encourage them to answer the questions below. Are they ready to write? Guide them to answer the questions. Not there yet? Have them draw the answers or dictate them to you as you write them down.

Title

---

Author

---

Illustrator

---

Who are the characters?

---

Where does the story take place?

---

What happens in the story?

1. 

---

2. 

---

3. 

---

The thing I liked the most about the story is

---

Rating





Draw a picture of something that happened in the story

# CREATE YOUR OWN COMIC STORY

Every good story has a beginning, middle, and end. Help your child write and illustrate their own comic story in the three-panel strip. This is a great activity to comprehend books and an essential pre-reading skill!



WOW!  
GO!  
ZOOM!



--	--	--

First,

---

---

---

Then,

---

---

---

Finally,

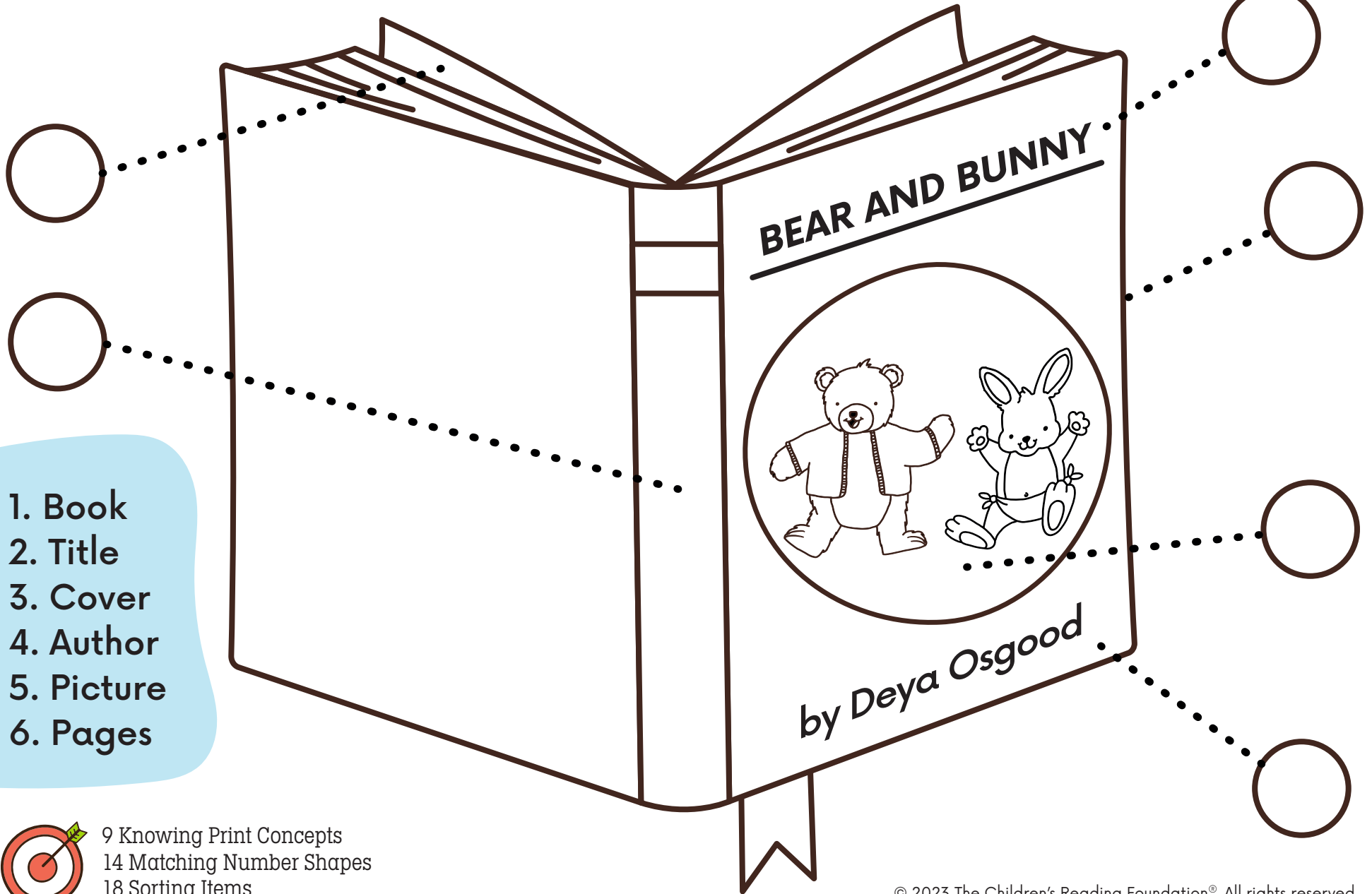
---

---

---

# The Parts of a Book!

Help your child discover the different parts of a book with this delightful activity sheet. Write the corresponding number in the circle that matches the part of the book. For an added bonus, have your child color the book, too!



1. Book
2. Title
3. Cover
4. Author
5. Picture
6. Pages



9 Knowing Print Concepts  
14 Matching Number Shapes  
18 Sorting Items





Read Together 20  
Minutes Every Day™

# CONGRATULATIONS!

You completed The Children's Reading  
Foundation Summer Reading Kit.



\_\_\_\_\_

Name

\_\_\_\_\_

Date

\_\_\_\_\_

Awarded by

